


Introductory sub-table (I)(a)

Name of the Company:		BLUE PEARL TEXSPIN LIMITED	
Scrip Code, Name of the scrip, class of security:		514440	
Quarter ended:		31/12/2014	
Partly paid-up shares:-	No. of partly paid-up shares	As a % of total no. of partly paid-up shares	As a % of total no. of shares of the company
Held by promoter/promoter group	0	NIL	0
Held by public	0	NIL	0
Total - D	NIL	NIL	NIL
Outstanding convertible securities:-	No. of outstanding securities	As a % of total no. of outstanding convertible securities	As a % of total no. of shares of the company, assuming full conversion of the convertible securities
Held by promoter/promoter group	0	NIL	NIL
Held by public	0	NIL	NIL
Total - E	NIL	NIL	NIL
Warrants:-	No. of warrants	As a % of total no. of warrants	As a % of total no. of shares of the company, assuming full conversion of warrants
Held by promoter/promoter group	0	NIL	NIL
Held by public	0	NIL	NIL
Total - F	NIL	NIL	NIL
Total paid-up capital of the company, assuming full conversion of warrants and convertible securities	5120000		



Statement Showing Shareholding Pattern

Category code	Category of Shareholder	Number of Shareholders	Total number of shares	Table (D)(a)			Total shareholding as a percentage of total number of shares		Shares Pledged or otherwise encumbered	
				Number of shares held in dematerialized form	As a percentage of (A+B) ¹		Number of shares	As a percentage		
					As a percentage of total number of shares	As a percentage of (A+B+C)				
(A)	Shareholding of Promoter and Promoter Group²									
1	Indian									
(a)	Individuals/ Hindu Undivided Family	6	342522	0	6.69	6.69	0			
(b)	Central Government/ State Government(s)	0	0	0	0.00	0.00	0			
(c)	Bodies Corporate	1	1000658	0	19.54	19.54	0			
(d)	Financial Institutions/ Banks	0	0	0	0.00	0.00	0			
(e)	Any Others (Specify)	0	0	0	0.00	0.00	0			
(e-i)	Other Individuals	0	0	0	0.00	0.00	0			
(e-ii)	Mutual Fund	0	0	0	0.00	0.00	0			
(e-iii)	Body Corp in Concert	0	0	0	0.00	0.00	0			
(e-iv)	Non Government Institutions	0	0	0	0.00	0.00	0			
	Sub-Total(A)(1)	7	1343180	0	26.23	26.23	0		0.00	
2	Foreign									
a	Individuals (Non-Residents Individuals/ Foreign Individuals)	0	0	0	0.00	0.00	0			
b	Bodies Corporate	0	0	0	0.00	0.00	0			
c	Institutions	0	0	0	0.00	0.00	0			
d	Any Others (Specify)	0	0	0	0.00	0.00	0			
	Sub-Total(A)(2)	0	0	0	0.00	0.00	0		0.00	
	Total Shareholding of Promoter and Promoter Group (A) = (A)(1)+(A)(2)	7	1343180	0	26.23	26.23	0		0.00	
(B)	Public shareholding									
1	Institutions									
(a)	Mutual Funds/ UTI	2	13500	0	0.26	0.26	0			
(b)	Financial Institutions / Banks	1	1200	0	0.02	0.02	0			
(c)	Central Government/ State Government(s)	0	0	0	0.00	0.00	0			
(d)	Venture Capital Funds	0	0	0	0.00	0.00	0			
(e)	Insurance Companies	0	0	0	0.00	0.00	0			
(f)	Foreign Institutional Investors	0	0	0	0.00	0.00	0			
(g)	Foreign Venture Capital Investors	0	0	0	0.00	0.00	0			
(h)	Any Other (specify)	0	0	0	0.00	0.00	0			
	Sub-Total (B)(1)	3	14700	0	0.29	0.29	0		0.00	




BLUE PEARL TEXSPIN LIMITED
Legacy "Promoter and Promoter Group"

Name of the shareholder	Pan No.	Details of Shares held		Encumbered shares (*)			Details of warrants		Details of convertible securities		Total shares (including underlying shares of warrants and convertible securities) as a % of diluted share capital
		Number of shares held	As a % of grand total (A)+(B)+(C)	No.	As a percentage	As a % of grand total (A)+(B)+(C) of sub-clause (i)(a)	Number of warrants held	As a % total number of warrants of the same class	Number of convertible securities held	As a % total number of convertible securities of the same class	
(B)	(BB)	(B)	(B)	(B)	$(B)/(A+B+C) \times 100$	(B)	(B)	(B)	(B)	(B)	(B)
UNA N SHAH		59990	1.171680	0	0.00	0.000000	0	0.000000	0	0.000000	0.000000
UNA NAVINCHANDRA SHAH		10000	0.195313	0	0.00	0.000000	0	0.000000	0	0.000000	1.171680
VHA FOAM KOREA CO.		1000638	19.544102	0	0.00	0.000000	0	0.000000	0	0.000000	0.195313
VIN C SHAH		30150	0.588867	0	0.00	0.000000	0	0.000000	0	0.000000	19.544102
VINCHANDRA C SHAH		135840	2.653125	0	0.00	0.000000	0	0.000000	0	0.000000	0.588867
AL N SHAH		90000	1.757812	0	0.00	0.000000	0	0.000000	0	0.000000	2.653125
AL NAVINCHANDRA SHAH		16542	0.323086	0	0.00	0.000000	0	0.000000	0	0.000000	1.757812
		1343180	26.233985	0	0.00	0.000000	0	0.000000	0	0.000000	0.323086
				0	0.00	0.000000	0	0.000000	0	0.000000	26.233985



(D)(c)(6) BLUE PEARL TEXSPIN LIMITED
category "Public" and holding more than 1% of the total number of shares


Sr. No.	Name of the shareholder	Pan No.	Number of shares held	Shares as a percentage of total number of shares (i.e., Grand Total (A)+(B)+(C) indicated in Statement at para (D)(*) above)	Details of warrants		Details of convertible securities		Total shares (including underlying shares assuming full conversion of warrants and convertible securities) as a % of diluted share capital
					Number of warrants held	As a % total number of warrants of the same class	Number of convertible securities held	% w.r.t total number of convertible securities of the same class	
1	RENU MANENDRA SINGH AZFPS7443D		94000	1.835938	0	0.000000	0	0.000000	1.835938
2	AJAY B SHAH Jointly With VIJAYA AJAY SHAH	AAKPS2126II	58760	1.147656	0	0.000000	0	0.000000	1.147656
3	VIJAYA AJAY SHAH Jointly With AJAY B SHAH	ABPPS2527I	54400	1.0625	0	0.000000	0	0.000000	1.062500
4	HIRABEN BHUPATRAI SI Jointly With AJAY BIJUPATRAI SHAH / VIJAYA AJAY SHAH	ABFPS2532P	95000	1.855469	0	0.000000	0	0.000000	1.855469
5	DAHYABHAI BALUBHAI PATEL		339500	6.630859	0	0.000000	0	0.000000	6.630859
6	HITESH NATWARLAL KAWA		135000	2.636719	0	0.000000	0	0.000000	2.636719
7	NIMESH S. JOSHI		100000	1.931125	0	0.000000	0	0.000000	1.931125
Total			876660	17.122266	0	0.000000	0	0.000000	17.122266



Kanvi. D. D.



(D)(c)(ii) BLUE PEARL TEXSPIN LIMITED
 PAC) belonging to the category "Public" and holding more than 5% of the total number of shares of the company

Sr. No.	Name(s) of the shareholder(s) and the Persons Acting in Concert (PAC) with them	Pan No.	Number of shares	Shares as a percentage of total number of shares [i.e., Grand Total (A)+(B)+(C) indicated in Statement at para (I)(s) above]	Details of warrants		Details of convertible securities		Total shares (including underlying shares assuming full conversion of warrants and convertible securities) as a % of diluted share capital
					Number of warrants	As a % total number of warrants of the same class	Number of convertible securities held	% w.r.t total number of convertible securities of the same class	
1	DAHYABHAI BALUBHAI PATEL		339500	6.630859	0	0.000000	0	0.000000	6.630859
Total			339500	6.630859	0	0.000000	0	0.000000	6.630859



BLUE PEARL TEXSPIN LIMITED
(1)(d) Statement showing details of locked-in shares

Sr. No.	Name of the shareholder	Pan No.	Number of locked-in shares	Locked-in shares as a (%) percentage of total number of shares {i.e., Grand Total (A)+(B)+(C) indicated in Statement at para (D)(a) above}	Promoter / Promoter Group / Public
1	NIL		Nil	Nil	Public
Total			0	0	

BLUE PEARL TEXSPIN LIMITED

(II)(a) Statement showing details of Depository Receipts (DRs)

Sl. No.	Type of outstanding DR (ADRs, GDRs, SDRs, etc.)	Number of outstanding DRs	Number of shares underlying outstanding DRs	Shares underlying outstanding DRs as a percentage of total number of shares {i.e., Grand Total (A)+(B)+(C) indicated in Statement at para (D)(a) above}
1	NIL	Nil	Nil	Nil
Total		0	0	0



BLUE PEARL TEXSPIN LIMITED

(II)(b) Statement showing Holding of Depository Receipts (DRs), where underlying shares held by 'promoter/promoter group' are in excess of 1% of the total number of shares

Sr. No.	Name of the DR Holder	Type of outstanding DR (ADRs, GDRs, SDRs, etc.)	Number of shares underlying outstanding DRs	Shares underlying outstanding DRs as a percentage of total number of shares {i.e., Grand Total (A)+(B)+(C) indicated in Statement at para (I)(a) above}
1	NIL		Nil	Nil
Total			0	0

