

BLUE PEARL TEXSPIN LIMITED

(FORMERLY KNOWN AS E-WHA FOAM INDIA LIMITED)

Regd Off: Office No. 32, Vyapar Bhavan, 49, P.D. Mello Road, Mumbai -400 009, Maharashtra.

CIN -L36104MH1992PLC069447

Tel -022 32997884 Fax 23487884

Email: bluepearltexspin@gmail.com Website: www.bluepearltexspin.com

Date: 09th July, 2014

To,
Department of Corporate Service (DCS-CRD),
BSE Limited
Phiroze Jeejeebhoy Towers,
Dalal Street, Fort,
Mumbai – 400 001.

Subject: Clause 35 of the Listing Agreement.

Scrip Code : 514440

Dear Sir,

Enclosed is the statement of shareholding pattern pursuant to Clause 35 of the Listing Agreement for the quarter ended 30th June, 2014.

Kindly take the same on your record and acknowledge receipt of the same.

Thanking You,


Yours truly,

For BLUE PEARL TEXSPIN LIMITED
(Formerly known as E-WHA FOAM INDIA LIMITED)


ARUN KUMAR SHARMA
WHOLE TIME DIRECTOR CUM CEO

DIN- 00369461


Encl: As above



Introductory sub-table (I)(a)


Name of the Company: BLUE PEARL TEXSPIN LIMITED			
Scrip Code, Name of the scrip. 514440			
class of security: 30/06/2014			
Quarter ended:			
Partly paid-up shares:-	No. of partly paid-up shares	As a % of total no. of partly paid-up shares	As a % of total no. of shares of the company
Held by promoter/promoter group	0	NIL	0
Held by public	0	NIL	0
Total - D	NIL	NIL	NIL
Outstanding convertible securities:-	No. of outstanding securities	As a % of total no. of outstanding convertible securities	As a % of total no. of shares of the company, assuming full conversion of the convertible securities
Held by promoter/promoter group	0	NIL	NIL
Held by public	0	NIL	NIL
Total - E	NIL	NIL	NIL
Warrants:-	No. of warrants	As a % of total no. of warrants	As a % of total no. of shares of the company, assuming full conversion of warrants
Held by promoter/promoter group	0	NIL	NIL
Held by public	0	NIL	NIL
Total - F	NIL	NIL	NIL
Total paid-up capital of the company, assuming full conversion of warrants and convertible securities	5120000		

Amh. 222




Statement Showing Shareholding Pattern

Category code	Category of Shareholder	Number of Shareholders	Table (D)(a)		Total shareholding as a percentage of total number of shares		Shares Pledged or otherwise encumbered		
			Total number of shares	Number of shares held in dematerialized form	As a percentage of(A+B) ¹	As a percentage of (A+B+C)	Number of shares	As a percentage	
(A)	Shareholding of Promoter and Promoter Group²								
1	Indian								
(a)	Individuals/ Hindu Undivided Family	6	342522	0	6.69	6.69	0		
(b)	Central Government/ State Government(s)	0	0	0	0.00	0.00	0		
(c)	Bodies Corporate	0	0	0	0.00	0.00	0		
(d)	Financial Institutions/ Banks	0	0	0	0.00	0.00	0		
(e)	Any Others(Specify)	0	0	0	0.00	0.00	0		
(e-i)	Other Individuals	0	0	0	0.00	0.00	0		
(e-ii)	Mutual Fund	0	0	0	0.00	0.00	0		
(e-iii)	Body Corp in Concert	0	0	0	0.00	0.00	0		
(e-iv)	Non Government Institutions	0	0	0	0.00	0.00	0		
	Sub Total(A)(1)	6	342522	0	6.69	6.69	0		0.00
2	Foreign								
a	Individuals (Non-Residents Individuals/ Foreign Individuals)	0	0	0	0.00	0.00	0		
b	Bodies Corporate	1	1000658	0	19.54	19.54	0		
c	Institutions	0	0	0	0.00	0.00	0		
d	Any Others(Specify)	0	0	0	0.00	0.00	0		
	Sub Total(A)(2)	1	1000658	0	19.54	19.54	0		0.00
	Total Shareholding of Promoter and Promoter Group (A)= (A)(1)+(A)(2)	7	1343180	0	26.23	26.23	0		0.00
(B)	Public shareholding								
1	Institutions								
(a)	Mutual Funds/ UTI	2	13500	0	0.26	0.26			
(b)	Financial Institutions / Banks	1	1200	0	0.02	0.02			
(c)	Central Government/ State Government(s)	0	0	0	0.00	0.00			
(d)	Venture Capital Funds	0	0	0	0.00	0.00			
(e)	Insurance Companies	0	0	0	0.00	0.00			
(f)	Foreign Institutional Investors	0	0	0	0.00	0.00			
(g)	Foreign Venture Capital Investors	0	0	0	0.00	0.00			
(h)	Any Other (specify)	0	0	0	0.00	0.00			
	Sub-Total (B)(1)	3	14700		0.29	0.29			





[Handwritten Signature]

B 2	Non-institutions							
(a)	Bodies Corporate	40	98800	10400	1.93	1.93		
(a-i)	Corporate Client Bene	0	0	0	0.00	0.00		
(a-ii)	Corporate client Margin	0	0	0	0.00	0.00		
(a-iii)	Corporate Body (Offer)	0	0	0	0.00	0.00		
(b)	Individuals							
I	Individuals -i. Individual shareholders holding nominal share capital up to Rs 1 lakh	8245	2093460	169600	40.89	40.89		
II	ii. Individual shareholders holding nominal share capital in excess of Rs. 1 lakh	28	1329860	362860	25.97	25.97		
(c)	Any Other (specify)	0	0	0	0.00	0.00		
(c-i)	NRI Individuals (Non Rep)	279	239300	0	4.67	4.67		
(c-ii)	OCB	0	0	0	0.00	0.00		
(c-iii)	Foreign Bodies	0	0	0	0.00	0.00		
(c-iv)	NRI (Repatriation)	2	700	700	0.01	0.01		
	Sub-Total (B)(2)	8594	3762120	543560	73.48	73.48		
(B)	Total Public Shareholding (B)= (B)(1)+(B)(2)	8597	3776820	543560	73.77	73.77		
	TOTAL (A)+(B)	8604	5120000	543560	100.00	100.00		
(C)	Shares held by Custodians and against which Depository Receipts have been issued							
(1)	Promoter and Promoter Group	0	0	0		0.00		0.00
(2)	Public	0	0	0		0.00		
	GRAND TOTAL (A)+(B)+(C)	8604	5120000	543560		100	0	0.00




1)(b) BLUE PEARL TEXSPIN LIMITED
category "Promoter and Promoter Group"

Sr. No.	Name of the shareholder	Details of Shares held		Encumbered shares (*)			Details of warrants		Details of convertible securities		Total shares (including underlying shares assuming full conversion of warrants and convertible securities) as a % of diluted share capital
		Number of shares held	As a % of grand total (A) + (B) + (C)	No.	As a percentage	As a % of grand total (A)+(B)+(C) of sub-clause (I)(a)	Number of warrants held	As a % total number of warrants of the same class	Number of convertible securities held	As a % total number of convertible securities of the same class	
(I)	(II)	(III)	(IV)	(V)	(VI)=(V)/(III)*100	(VII)	(VIII)	(IX)	(X)	(XI)	(XII)
1	ARUNA N SHAH	59990	1.171680	0	0.00	0.000000	0	0.000000	0	0.000000	1.171680
2	ARUNA NAVINCHANDRA SHAH	10000	0.195313	0	0.00	0.000000	0	0.000000	0	0.000000	0.195313
3	E-WHA FOAM KOREA CO.	1000658	19.544102	0	0.00	0.000000	0	0.000000	0	0.000000	19.544102
4	NAVIN C SHAH	30150	0.588867	0	0.00	0.000000	0	0.000000	0	0.000000	0.588867
5	NAVINCHANDRA C SHAH	135840	2.653125	0	0.00	0.000000	0	0.000000	0	0.000000	2.653125
6	NIJAL N SHAH	90000	1.757812	0	0.00	0.000000	0	0.000000	0	0.000000	1.757812
7	NIJAL NAVINCHANDRA SHAH	16542	0.323086	0	0.00	0.000000	0	0.000000	0	0.000000	0.323086
Total		1343180	26.233985	0	0.00	0.000000	0	0.000000	0	0.000000	26.233985

(I)(c)(i) **BLUE PEARL TEXSPIN LIMITED**
category "Public" and holding more than 1% of the total number of shares

Sr. No.	Name of the shareholder	Number of shares held	Shares as a percentage of total number of shares (i.e., Grand Total (A)+(B)+(C) indicated in Statement at para (I)(a) above)	Details of warrants		Details of convertible		Total shares (including underlying shares assuming full conversion of warrants and convertible securities) as a % of diluted share capital
				Number of warrants held	As a % total number of warrants of the same class	Number of convertible securities held	% w.r.t total number of convertible securities of the same class	
1	RENU MANENDRA SINGH	94000	1.835938	0	0.000000	0	0.000000	1.835938
2	AJAY B SHAH	58760	1.147656	0	0.000000	0	0.000000	1.147656
	Jointly With VIJAYA AJAY SHAH							
3	VIJAYA AJAY SHAH	54400	1.0625	0	0.000000	0	0.000000	1.062500
	Jointly With AJAY B SHAH							
4	HIRABEN BHUPATRAI SHAH	95000	1.855469	0	0.000000	0	0.000000	1.855469
	Jointly With AJAY BHUPATRAI SHAH / VIJAYA AJAY SHAH							
5	DAHABHAI BALUBHAI PATEL	339500	6.630859	0	0.000000	0	0.000000	6.630859
6	HITESH NATWARLAL KAWA	135000	2.636719	0	0.000000	0	0.000000	2.636719
7	NIMESH S. JOSHI	100000	1.953125	0	0.000000	0	0.000000	1.953125
Total		876660	17.122266	0	0.000000	0	0.000000	17.122266



(I)(c)(ii) **BLUE PEARL TEXSPIN LIMITED**
PAC) belonging to the category "Public" and holding more than 5% of the total number of shares of the company



Sr. No.	Name(s) of the shareholder(s) and the Persons Acting in Concert (PAC) with them	Number of shares	Shares as a percentage of total number of shares {i.e., Grand Total (A)+(B)+(C) indicated in Statement at para (I)(a) above}	Details of warrants		Details of convertible securities		Total shares (including underlying shares assuming full conversion of warrants and convertible securities) as a % of diluted share capital
				Number of warrants	As a % total number of warrants of the same class	Number of convertible securities held	% w.r.t total number of convertible securities of the same class	
1	DAHAYABHAI BALUBHAI PATEL	339500	6.630859	0	0.000000	0	0.000000	6.630859
Total		339500	6.630859	0	0.000000	0	0.000000	6.630859

(Handwritten signature)



BLUE PEARL TEXSPIN LIMITED**(I)(d) Statement showing details of locked-in shares**



Sr. No.	Name of the shareholder	Number of locked-in shares	Locked-in shares as a (%) percentage of total number of shares {i.e., Grand Total (A)+(B)+(C) indicated in Statement at para (I)(a) above}	Promoter / Promoter Group / Public
1	NIL	Nil	Nil	Public
Total		0	0	

BLUE PEARL TEXSPIN LIMITED

(II)(a) Statement showing details of Depository Receipts (DRs)



Sr. No.	Type of outstanding DR (ADRs, GDRs, SDRs, etc.)	Number of outstanding DRs	Number of shares underlying outstanding DRs	Shares underlying outstanding DRs as a percentage of total number of shares {i.e., Grand Total (A)+(B)+(C) indicated in Statement at para (I)(a) above}
1	NIL	Nil	Nil	Nil
Total		0	0	0

BLUE PEARL TEXSPIN LIMITED

(II)(b) Statement showing Holding of Depository Receipts (DRs), where underlying shares held by 'promoter/promoter group' are in excess of 1% of the total number of shares

Sr. No.	Name of the DR Holder	Type of outstanding DR (ADRs, GDRs, SDRs, etc.)	Number of shares underlying outstanding DRs	Shares underlying outstanding DRs as a percentage of total number of shares {i.e., Grand Total (A)+(B)+(C) indicated in Statement at para (I)(a) above}
1	NIL		Nil	Nil
Total			0	0

Sr.No	Notes
1	
2	
3	
4	
5	
6	
7	
8	
9	

[Handwritten signature]

