

Introductory sub-table (I)(a)

BLUE PEARL TEXSPIN LIMITED

Name of the Company:
Scrip Code, Name of the scrip,
class of security:

Quarter ended: 15/04/2015


Party paid-up shares:-	No. of party paid-up shares	As a % of total no. of party	As a % of total no. of shares of
		paid-up shares	the company
Held by promoter/promoter group	0	NIL	0
Held by public	0	NIL	0
Total - D	NIL	NIL	NIL

Outstanding convertible securities:-	No. of outstanding securities	As a % of total no. of	As a % of total no. of shares of
		outstanding convertible securities	the company, assuming full conversion of the convertible securities
Held by promoter/promoter group	0	NIL	NIL
Held by public	0	NIL	NIL
Total - E	NIL	NIL	NIL

Warrants:-	No. of warrants	As a % of total no.	As a % of total no. of shares of
		of warrants	the company, assuming full conversion of warrants
Held by promoter/promoter group	0	NIL	NIL
Held by public	0	NIL	NIL
Total - F	NIL	NIL	NIL

TOTAL PAID-UP CAPITAL OF THE company, assuming full conversion of warrants and convertible securities	As a % of total no. of shares of the company, assuming full conversion of warrants	
	No. of warrants	As a % of total no. of shares of the company, assuming full conversion of warrants
		\$120000

[Handwritten Signature]



Statement Showing Shareholding Pattern

Category code	Category of Shareholder	Number of Shareholders	Total number of shares	Table (I)(a)		Total shareholding as a percentage of total number of shares		Number of Shares Pledged or otherwise encumbered	As a percentage				
				Number of shares held in dematerialized form	Number of shares held in dematerialized form	As a percentage of (A+B) ¹	As a percentage of (A+B+C)						
(A)	Shareholding of Promoter and Promoter Group ²	Indian	(a)	6	342522	0	6.69	0					
			(b)	0	0	0	0.00	0					
			(c)	1	1000638	0	19.54	0					
			(d)	0	0	0	0.00	0					
			(e)	0	0	0	0.00	0					
			(e-i)	0	0	0	0.00	0					
			(e-ii)	0	0	0	0.00	0					
			(e-iii)	0	0	0	0.00	0					
			(e-iv)	0	0	0	0.00	0					
			Sub Total(A)(1)			7	1343180	0	26.23	0	0.00		
			2	Foreign	Individuals (Non-Residents Individuals/ Foreign Individuals)	a	0	0	0	0.00	0		
						b	0	0	0	0.00	0		
						c	0	0	0	0.00	0		
						d	0	0	0	0.00	0		
Sub Total(A)(2)						0	0	0	0.00	0			
Total Shareholding of Promoter and Promoter Group (A) = (A)(1)+(A)(2)						7	1343180	0	26.23	0	0.00		
(B)	Public shareholding	1				Institutions	(a)	2	13500	0	0.26	0	
							(b)	1	1200	0	0.02	0	
							(c)	0	0	0	0.00	0	
							(d)	0	0	0	0.00	0	
							(e)	0	0	0	0.00	0	
							(f)	0	0	0	0.00	0	
							(g)	0	0	0	0.00	0	
							(h)	0	0	0	0.00	0	
			Sub Total (B)(1)				3	14700	0	0.29	0		
			B-2	Non-Institutions	(a)		38	97100	8700	1.90	1.90	0	
					(a-i)		0	0	0	0.00	0.00	0	
					(a-ii)		0	0	0	0.00	0.00	0	
					(a-iii)		0	0	0	0.00	0.00	0	
					(c)		0	0	0	0.00	0.00	0	

Handwritten signature





I	Individuals -1. Individual shareholders holding nominal share capital up to Rs.1 lakh	8236	2081760	181400	40.66	40.66		
II	ii. Individual shareholders holding nominal share capital in excess of Rs. 1 lakh	28	1341360	374360	26.20	26.20		
(C)	Any Other (specify)	0	0	0	0.00	0.00		
(C-i)	NRI Individuals (Non Rep)	279	241200	2009	4.71	4.71		
(C-ii)	OCB	0	0	0	0.00	0.00		
(C-iii)	Foreign Bodies	0	0	0	0.00	0.00		
(C-iv)	NRI (Repatriation)	2	700	700	0.01	0.01		
	Sub-Total (B)(2)	8583	3762120	567160	73.48	73.48		
(B)	Total Public Shareholding (B)= (B)(1)+(B)(2)	8586	3776820	567160	73.77	73.77		
	TOTAL (A)+(B)	8593	5120000	567160	100.00	100.00		
(C)	Shares held by Custodians and against which Depository Receipts have been issued							
(1)	Promoter and Promoter Group	0	0	0		0.00		
(2)	Public	0	0	0		0.00		
	GRAND TOTAL (A)+(B)+(C)	8593	5120000	567160		100		0.00

Handwritten signature




Sr. No.	Name of the shareholder	Pan No.	Details of Shares held		Encumbered shares (*)			Details of warrants		Details of convertible securities	
			Number of shares held	As a % of grand total (A)+(B)+(C)	No.	As a percentage (M)-(N)/(N)*100	As a % of grand total (A)+(B)+(C) of sub-clause (D)(a)	Number of warrants held	As a % total number of warrants of the same class	Number of convertible securities held	As a % total number of convertible securities of the same class
0											
1	ARUNA N SHAH	(M)	(N)	(O)	(P)	(Q)	(R)	(S)	(T)	(U)	(V)
2	ARUNA NAVINCHANDRA SHAH										
3	E-WHA FOAM KOREA CO.										
4	NAVIN C SHAH										
5	NAVINCHANDRA C SHAH										
6	NIJAL N SHAH										
7	NIJAL NAVINCHANDRA SHAH										
	Total		1343180	26.233985	0	0.00	0.000000	0	0.000000	0	0.000000

(D) (C) BLUE PEARL TEXSPIN LIMITED
Category "Public" and holding more than 1% of the total number of shares

Sr. No.	Name of the shareholder	Pan No.	Number of shares held	Shares as a percentage of total number of shares i.e. Grand Total (A)+(B)+(C) indicated in Statement at para (IX) above]	Details of warrants		Details of convertible		Total shares (including underlying shares assuming full conversion of warrants and convertible securities) as a % of diluted share capital
					Number of warrants held	As a % total number of warrants of the same class	Number of convertible securities held	% w.r.t total number of convertible securities of the same class	
1	RENU MANENDRA SINGH	AZFP57443D	94000	1.835938	0	0.000000	0	0.000000	1.835938
2	HIRABEN B SHAH	ABFP52532P	95000	1.855469	0	0.000000	0	0.000000	1.855469
	Jointly With ALAY B SHAH								
3	ALAY B SHAH	AAKPS2126H	113160	2.210156	0	0.000000	0	0.000000	2.210156
4	HITESH NATWARLAL KAWA		135000	2.636719	0	0.000000	0	0.000000	2.636719
5	ISHWARBHAI BALUBHAI PATIL		339500	6.630859	0	0.000000	0	0.000000	6.630859
6	NIMESH S. JOSHI		100000	1.953125	0	0.000000	0	0.000000	1.953125
			876660	17.122266	0	0.000000	0	0.000000	17.122266
Total									

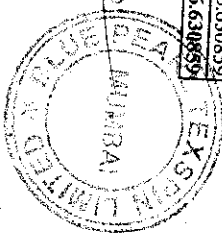
(Handwritten signature)



(D)(g)(ii) **BLUE PEARL TEXSPIN LIMITED**
PAC) belonging to the category "Public" and holding more than 5% of the total number of shares of the company

Sr. No.	Name(s) of the shareholder(s) and the Persons Acting in Concert (PAC) with them	Pan No.	Number of shares	Shares as a percentage of total number of shares i.e. Grand Total (A)+(B)+(C) Indicated in Statement at para (D)(e) above}	Details of warrants		Details of convertible securities		Total shares (including underlying shares assuming full conversion of warrants and convertible securities) as a % of diluted share capital
					Number of warrants	As a % total number of warrants of the same class	Number of convertible securities held	% w.r.t total number of convertible securities of the same class	
1	ISHVARBHAI BALURBHAI PATEL		339500	6.630859	0	0.000000	0	0.000000	6.630859
Total			339500	6.630859	0	0.000000	0	0.000000	6.630859

Handwritten signature




BLUE PEARL TEXSPIN LIMITED

(D)(d) Statement showing details of locked-in shares

Sr. No.	Name of the shareholder	Pan No.	Number of locked-in shares	Locked-in shares as a (%) percentage of total number of shares {i.e., Grand Total (A)+(B)+(C) indicated in Statement at para (D)(a) above}	Promoter / Promoter Group / Public
1	NIL		NIL	NIL	
Total			0	0	Public



[Handwritten Signature]



BLUE PEARL TEXSPIN LIMITED

(II)(a) Statement showing details of Depository Receipts (DRs)

Sr. No.	Type of outstanding DR (ADRs, GDRs, SDRs, etc.)	Number of outstanding DRs	Number of shares underlying outstanding DRs	Shares underlying outstanding DRs as a percentage of total number of shares {i.e., Grand Total (A)+(B)+(C) indicated in Statement at para (I)(a) above}
1	NIL	NIL	NIL	NIL
Total		0	0	0

BLUE PEARL TEXSPIN LIMITED

(D)(b)

Statement showing Holding of Depository Receipts (DRs), where underlying shares held by 'promoter/promoter group' are in excess of 1% of the total number of shares.


Sr. No.	Name of the DR Holder	Type of outstanding DR (ADRs, GDRs, SDRs, etc.)	Number of shares underlying outstanding DRs	Shares underlying outstanding DRs as a percentage of total number of shares {i.e., Grand Total (A)+(B)+(C) indicated in Statement at para (D)(a) above}
1	NIL		Nil	Nil
p			0	0

[Handwritten Signature]



Sl.No	Notes
1	
2	
3	
4	
5	
6	
7	
8	
9	

[Handwritten Signature]



Introductory sub-table (i)(a)


Name of the Company: **BLUE PEARL TEXSPIN LIMITED**
 Scrip Code, Name of the scrip,
 class of security: _____
 Quarter ended: **18/04/2015**

Party paid-up shares:-	No. of party paid-up shares	As a % of total no. of party paid-up shares	As a % of total no. of shares of the company
Held by promoter/promoter group	0	NIL	0
Held by public	0	NIL	0
Total - D	NIL	NIL	NIL

Outstanding convertible securities:-	No. of outstanding securities	As a % of total no. of outstanding convertible securities	As a % of total no. of shares of the company, assuming full conversion of the convertible securities
Held by promoter/promoter group	0	NIL	NIL
Held by public	0	NIL	NIL
Total - E	NIL	NIL	NIL

Warrants:-	No. of warrants	As a % of total no. of warrants	As a % of total no. of shares of the company, assuming full conversion of warrants
Held by promoter/promoter group	0	NIL	NIL
Held by public	0	NIL	NIL
Total - F	NIL	NIL	NIL


Total paid-up capital of the company, assuming full conversion of warrants and convertible securities	256000
---	--------

[Handwritten signature]


Statement Showing Shareholding Pattern

Table (I)(a)

Category code	Category of Shareholder	Number of Shareholders	Total number of shares	Number of shares held in dematerialized form	Total shareholding as a percentage of total number of shares		Shares Pledged or otherwise encumbered	As a percentage									
					As a percentage of (A+B) ¹	As a percentage of (A+B+C)											
(A)	Shareholding of Promoter and Promoter Group ²																
									1	Indian							
									(a)	Individuals/ Hindu Undivided Family	6	17128	0	6.69	6.69	0	
									(b)	Central Government/ State Government(s)	0	0	0	0.00	0.00	0	
									(c)	Bodies Corporate	1	50033	0	19.54	19.54	0	
									(d)	Financial Institutions/ Banks	0	0	0	0.00	0.00	0	
									(e)	Any Others/Specify)	0	0	0	0.00	0.00	0	
									(e-i)	Other Individuals	0	0	0	0.00	0.00	0	
									(e-ii)	Mutual Fund	0	0	0	0.00	0.00	0	
									(e-iii)	Body Corp in Concert	0	0	0	0.00	0.00	0	
									(e-iv)	Non Government Institutions	0	0	0	0.00	0.00	0	
										Sub Total (A)(1)	7	67161	0	26.23	26.23	0	0.00
									2	Foreign							
									a	Individuals (Non-Residents Individuals/ Foreign Individuals)							
b	Bodies Corporate	0	0	0	0.00	0.00	0										
c	Institutions	0	0	0	0.00	0.00	0										
d	Any Others/Specify)	0	0	0	0.00	0.00	0										
	Sub Total(A)(2)	0	0	0	0.00	0.00	0										
	Total Shareholding of Promoter and Promoter Group (A) = (A)(1)+(A)(2)	7	67161	0	26.23	26.23	0	0.00									
(B)	Public shareholding	1															
									(a)	Institutions							
									(a)	Mutual Funds/ UTI	2	675	0	0.26	0.26		
									(b)	Financial Institutions/ Banks	1	60	0	0.02	0.02		
									(c)	Central Government/ State Government(s)	0	0	0	0.00	0.00		
									(d)	Venture Capital Funds	0	0	0	0.00	0.00		
									(e)	Insurance Companies	0	0	0	0.00	0.00		
									(f)	Foreign Institutional Investors	0	0	0	0.00	0.00		
									(g)	Foreign Venture Capital Investors	0	0	0	0.00	0.00		
									(h)	Any Other (specify)	0	0	0	0.00	0.00		
										Sub-Total (B)(1)	3	735	0	0.29	0.29		
B 2	Non-institutions																
(a)	Bodies Corporate	38	4855	435	1.90	1.90											
(a-i)	Corporate Client Bene	0	0	0	0.00	0.00											



(a-ii)	Corporate client Margin	0	0	0	0.00	0.00		
(a-iii)	Corporate Body (Other)	0	0	0	0.00	0.00		
(b)	Individuals				0.00	0.00		
I	Individuals - I: Individual shareholders holding nominal share capital up to Rs 1 lakh	8254	154179	27780	60.23	60.23		
II	ii: Individual shareholders holding nominal share capital in excess of Rs. 1 lakh	1	16975	0	6.63	6.63		
(c)	Any Other (specify)	0	0	0	0.00	0.00		
(c-i)	NRI Individuals (Non Rep)	279	12060	100	4.71	4.71		
(c-ii)	OCB	0	0	0	0.00	0.00		
(c-iii)	Foreign Bodies	0	0	0	0.00	0.00		
(c-iv)	NRI (Repatriation)	2	35	35	0.01	0.01		
	Sub-Total (B)(2)	8574	188104	28350	73.48	73.48		
(B)	Total Public Shareholding (B)= (B)(1)+(B)(2)	8577	188839	28350	73.77	73.77		
	TOTAL (A)+(B)	8584	256000	28350	100.00	100.00		
(C)	Shares held by Custodians and against which Depository Receipts have been issued							
(1)	Promoter and Promoter Group	0	0	0	0.00	0.00		
(2)	Public	0	0	0	0.00	0.00		
	GRAND TOTAL (A)+(B)+(C)	8584	256000	28350	100	100	0	0.00

Handwritten signature



Sr. No.	Name of the shareholder	Pan No.	Details of Shares held		Encumbered shares (*)			Details of warrants		Details of convertible securities		% of diluted share capital
			Number of shares held	As a % of grand total (A)+(B)+(C)	No.	As a percentage (VII)=(VI)/(IV)*100	As a % of grand total (A)+(B)+(C) of sub-clause (I)(a)	Number of warrants held	As a % total number of warrants of the same class	Number of convertible securities held	As a % total number of convertible securities of the same class	
	(ii)	(iii)	(iv)	(v)	(vi)	(vii)	(viii)	(ix)	(x)	(xi)	(xii)	
1	ARDUNA N SHAH		3000	1.171875	0	0.000000	0	0.000000	0	0.000000	1.171875	
2	ARDUNA NAVINCHANDRA SHAH		500	0.195313	0	0.000000	0	0.000000	0	0.000000	0.195313	
3	P-WHA FOAM KOREA CO.		50033	19.544141	0	0.000000	0	0.000000	0	0.000000	19.544141	
4	NAVIN C SHAH		1508	0.589063	0	0.000000	0	0.000000	0	0.000000	0.589063	
5	NAVINCHANDRA C SHAH		6792	2.653125	0	0.000000	0	0.000000	0	0.000000	2.653125	
6	NIJAL N SHAH		4301	1.758204	0	0.000000	0	0.000000	0	0.000000	1.758204	
7	NIJAL NAVINCHANDRA SHAH		827	0.323047	0	0.000000	0	0.000000	0	0.000000	0.323047	
Total			67161	26.234768	0	0.000000	0	0.000000	0	0.000000	26.234768	




(INC) BLUE PEARL TEXSPIN LIMITED
 Category "Public" and holding more than 1% of the total number of shares

Sr. No.	Name of the shareholder	Pan No.	Number of shares held	Shares as a percentage of total number of shares (i.e., Grand Total (A)+(B)+(C) indicated in Statement at para (D)(a) above)	Details of warrants		Details of convertible securities		Total shares (including underlying shares assuming full conversion of warrants and convertible securities) as a % of diluted share capital
					Number of warrants held	As a % total number of warrants of the same class	Number of convertible securities held	% w.r.t total number of convertible securities of the same class	
1	RENU MANENDRA SINGH AZEER7443D		4689	1.831641	0	0.000000	0	0.000000	1.831641
2	HIRABEN B SHAH Jointly With AJAY B SHAH	ABFPS2532P	4750	1.855469	0	0.000000	0	0.000000	1.855469
3	AJAY B SHAH	AAKP-S2126H	5658	2.210156	0	0.000000	0	0.000000	2.210156
4	HITESH NATWARLAL KAWA		6750	2.636719	0	0.000000	0	0.000000	2.636719
5	NIMESH S. JOSHI		5000	1.953125	0	0.000000	0	0.000000	1.953125
6	ISHWARBHAI BALUBHAI PATIL		16975	6.630859	0	0.000000	0	0.000000	6.630859
Total			43822	17.117969	0	0.000000	0	0.000000	17.117969

(Handwritten Signature)

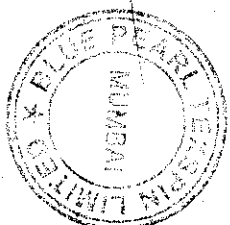


(D)(9) BLUE PEARL TEXSPIN LIMITED

PAC belonging to the category "Public" and holding more than 5% of the total number of shares of the company

Sr. No.	Name(s) of the shareholder(s) and the Persons Acting in Concert (PAC) with them	Pan No.	Number of shares	Shares as a percentage of total number of shares (i.e., Grand Total (A)+(B)+(C) indicated in Statement at para (9a) above)	Details of warrants			Details of convertible securities		Total shares (including underlying shares assuming full conversion of warrants and convertible securities) as a % of diluted share capital
					Number of warrants	As a % total number of warrants of the same class	Number of convertible securities held	% w.r.t total number of convertible securities of the same class		
1	ISHWARBHAI BALUBHAI PATEL		16975	6.630859	0	0.000000	0	0.000000	6.630859	
Total			16975	6.630859	0	0.000000	0	0.000000	6.630859	

Handwritten signature




BLUE PEARL TEXPSPIN LIMITED

(D)(d) Statement showing details of locked-in shares

Sr. No.	Name of the shareholder	Pan No.	Number of locked-in shares	Locked-in shares as a (%) of total number of shares {i.e., Grand Total (A)+(B)+(C) indicated in Statement at para (D)(a) above}	Promoter / Promoter Group / Public
1	NIL		Nil	Nil	Public
Total			0	0	

Sanjay S




BLUE PEARL TEXSPIN LIMITED

(D)(a) Statement showing details of Depository Receipts (DRs)

Sr. No.	Type of outstanding DR (ADRs, GDRs, SDRs, etc.)	Number of outstanding DRs	Number of shares underlying outstanding DRs	Shares underlying outstanding DRs as a percentage of total number of shares (i.e., Grand Total (A)+(B)+(C) indicated in Statement at para (D)(a) above)
1	NIL	Nil	Nil	Nil
Total		0	0	0

Handwritten signature




BLUE PEARL TEXSPIN LIMITED

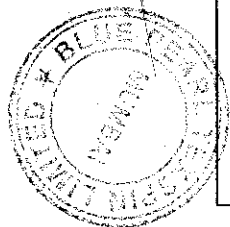
(D)(b) **Statement showing Holding of Depository Receipts (DRs), where underlying shares held by 'promoter/promoter group' are in excess of 1% of the total number of shares**

Sr. No.	Name of the DR Holder	Type of outstanding DR (ADRs, GDRs, SDRs, etc.)	Number of shares underlying outstanding DRs	Shares underlying outstanding DRs as a percentage of total number of shares {i.e., Grand Total (A)+(B)+(C) indicated in Statement at para (D)(a) above}
1	NIL		NIL	NIL
Total			0	0

[Handwritten signature]



Handwritten signature



Notes