

## Introductory sub-table (I)(a)

Name of the Company:	BLUE PEARL LIFESTYLE PRIVATE LIMITED (TRANSFEROR COMPANY) PRE AMALGAMATION
Scrip Code, Name of the scrip, class of security:	UNLISTED COMPANY
Quarter ended:	

Partly paid-up shares:-	No. of partly paid-up shares	As a % of total no. of partly paid-up shares	As a % of total no. of shares of the company
Held by promoter/promoter group	0	NIL	0
Held by public	0	NIL	0
<b>Total - D</b>	<b>NIL</b>	<b>NIL</b>	<b>NIL</b>


Outstanding convertible securities:-	No. of outstanding securities	As a % of total no. of outstanding convertible securities	As a % of total no. of shares of the company, assuming full conversion of the convertible securities
--------------------------------------	-------------------------------	---	--

Held by promoter/promoter group	0	NIL	NIL
Held by public	0	NIL	NIL
<b>Total - E</b>	<b>NIL</b>	<b>NIL</b>	<b>NIL</b>

Warrants:-	No. of warrants	As a % of total no. of warrants	As a % of total no. of shares of the company, assuming full conversion of warrants
------------	-----------------	---------------------------------	--

Held by promoter/promoter group	0	NIL	NIL
Held by public	0	NIL	NIL
<b>Total - F</b>	<b>NIL</b>	<b>NIL</b>	<b>NIL</b>


Total paid-up capital of the company, assuming full conversion of warrants and convertible securities	5000000
---	---------




**Statement Showing Shareholding Pattern**

**Table (I)(a)**

Category code	Category of Shareholder	Number of Shareholders	Total number of shares	Number of shares held in dematerialized form	Total shareholding as a percentage of total number of shares		Shares Pledged or otherwise encumbered	As a percentage	
					As a percentage of (A+B) <sup>1</sup>	As a percentage of (A+B+C)			
(A)	Shareholding of Promoter and Promoter Group <sup>2</sup>								
1	Indian								
(a)	Individuals/ Hindu Undivided Family	2	10000	0	0.20	0.20	0	0.00	0
(b)	Central Government/ State Government(s)	0	0	0	0.00	0.00	0	0.00	0
(c)	Bodies Corporate	0	0	0	0.00	0.00	0	0.00	0
(d)	Financial Institutions/ Banks	0	0	0	0.00	0.00	0	0.00	0
(e)	Any Others (Specify)	0	0	0	0.00	0.00	0	0.00	0
(e-i)	Other Individuals	0	0	0	0.00	0.00	0	0.00	0
(e-ii)	Mutual Fund	0	0	0	0.00	0.00	0	0.00	0
(e-iii)	Body Corp in Concert	0	0	0	0.00	0.00	0	0.00	0
(e-iv)	Non Government Institutions	0	0	0	0.00	0.00	0	0.00	0
	<b>Sub Total(A)(1)</b>	<b>2</b>	<b>10000</b>	<b>0</b>	<b>0.20</b>	<b>0.20</b>	<b>0</b>	<b>0.00</b>	<b>0.00</b>
2	Foreign								
a	Individuals (Non-Residents Individuals/ Foreign Individuals)	0	0	0	0.00	0.00	0	0.00	0
b	Bodies Corporate	0	0	0	0.00	0.00	0	0.00	0
c	Institutions	0	0	0	0.00	0.00	0	0.00	0
d	Any Others (Specify)	0	0	0	0.00	0.00	0	0.00	0
	<b>Sub Total(A)(2)</b>	<b>0</b>	<b>0</b>	<b>0</b>	<b>0.00</b>	<b>0.00</b>	<b>0</b>	<b>0.00</b>	<b>0.00</b>
	<b>Total Shareholding of Promoter and Promoter Group (A)=(A)(1)+(A)(2)</b>	<b>2</b>	<b>10000</b>	<b>0</b>	<b>0.20</b>	<b>0.20</b>	<b>0</b>	<b>0.00</b>	<b>0.00</b>
(B)	Public shareholding								
1	Institutions								
(a)	Mutual Funds/ UTT								
(b)	Financial Institutions / Banks	0	0	0	0.00	0.00	0	0.00	0.00
(c)	Central Government/ State Government(s)	0	0	0	0.00	0.00	0	0.00	0.00
(d)	Venture Capital Funds	0	0	0	0.00	0.00	0	0.00	0.00
(e)	Insurance Companies	0	0	0	0.00	0.00	0	0.00	0.00
(f)	Foreign Institutional Investors	0	0	0	0.00	0.00	0	0.00	0.00
(g)	Foreign Venture Capital Investors	0	0	0	0.00	0.00	0	0.00	0.00
(h)	Any Other (specify)	0	0	0	0.00	0.00	0	0.00	0.00
	<b>Sub-Total (B)(1)</b>	<b>0</b>	<b>0</b>	<b>0</b>	<b>0.00</b>	<b>0.00</b>	<b>0</b>	<b>0.00</b>	<b>0.00</b>




B 2	Non-institutions										
(a)	Bodies Corporate	12	4990000	0	0.00	0.00	0	0.00	0	0.00	
(a-i)	Corporate Client Bene	0	0	0	0.00	0.00	0	0.00	0	0.00	
(a-ii)	Corporate client Margin	0	0	0	0.00	0.00	0	0.00	0	0.00	
(a-iii)	Corporate Body (Offer)	0	0	0	0.00	0.00	0	0.00	0	0.00	
(b)	Individuals										
I	Individuals -i. Individual shareholders holding nominal share capital up to Rs 1 lakh								0	0.00	
II	ii. Individual shareholders holding nominal share capital in excess of Rs. 1 lakh	0	0	0	0.00	0.00	0	0.00	0	0.00	
(c)	Any Other (Specify)	0	0	0	0.00	0.00	0	0.00	0	0.00	
(c-i)	NRI Individuals (Non Rep)	0	0	0	0.00	0.00	0	0.00	0	0.00	
(c-ii)	OCB	0	0	0	0.00	0.00	0	0.00	0	0.00	
(c-iii)	Foreign Bodies	0	0	0	0.00	0.00	0	0.00	0	0.00	
(c-iv)	NRI (Repatriation)	0	0	0	0.00	0.00	0	0.00	0	0.00	
	Sub-Total (B)(2)	12	4990000	0	0.00	0.00	0	99.80	0	0.00	
(B)	Total Public Shareholding (B)= (B)(1)+(B)(2)	12	4990000	0	0.00	0.00	0	99.80	0	0.00	
	TOTAL (A)+(B)	14	5000000	0	0.20	100.00	0	100.00	0	0.00	
(C)	Shares held by Custodians and against which Depository Receipts have been issued										
(1)	Promoter and Promoter Group	0	0	0	0	0.00	0	0.00	0	0.00	
(2)	Public	0	0	0	0	0.00	0	0.00	0	0.00	
	GRAND TOTAL (A)+(B)+(C)	14	5000000	0	100	100	0	0.00	0	0.00	



(D/b) BLUE PEARL LIFESTYLE PRIVATE LIMITED  
 Category "Promoter and Promoter Group"

Sr. No.	Name of the shareholder	Details of Shares held			Encumbered shares (*)			Details of warrants		Details of convertible securities		Total shares (including underlying shares assuming full conversion of warrants and convertible securities) as a % of diluted share capital
		Number of shares held	As a % of grand total (A)+(B)+(C)	No.	As a percentage (V)=(V)/(III)*100	As a % of grand total (A)+(B)+(C) of sub-clause (I)(a)	Number of warrants held	As a % total number of warrants of the same class	Number of convertible securities held	As a % total number of convertible securities of the same class		
(i)	(ii)	(iii)	(iv)	(v)	(vi)=(v)/(iii)*100	(vii)	(viii)	(ix)	(x)	(xi)	(xii)	
1	Subhash Patle	5000	0.100000	0	0.00	0.000000	0	0.000000	0	0.000000	0.100000	
2	Mahendra Pratap Singh	5000	0.100000	0	0.00	0.000000	0	0.000000	0	0.000000	0.100000	
<b>Total</b>		<b>10000</b>	<b>0.200000</b>	<b>0</b>	<b>0.00</b>	<b>0.000000</b>	<b>0</b>	<b>0.000000</b>	<b>0</b>	<b>0.000000</b>	<b>0.200000</b>	





*[Handwritten signature]*

**(D)(c)(D) BLUE PEARL LIFESTYLE PRIVATE LIMITED**

**category "Public" and holding more than 1% of the total number of shares**

Sr. No.	Name of the shareholder	Number of shares held	Shares as a percentage of total number of shares i.e., Grand Total (A)+(B)+(C) indicated in Statement at para (D)(a) above)	Details of warrants		Details of convertible securities		Total shares (including underlying shares assuming full conversion of warrants and convertible securities) as a % of diluted share capital
				Number of warrants held	As a % total number of warrants of the same class	Number of convertible securities held	% w.r.t total number of convertible securities of the same class	
1	PREMKUNJ INFRASTURE (P) LTD	500000	10	0	0.000000	0	0.000000	10.000000
2	KAMALRAJ HOUSING (P) LTD	500000	10	0	0.000000	0	0.000000	10.000000
3	FAST SPEED ENTERPRISE (P) LTD	500000	10	0	0.000000	0	0.000000	10.000000
4	ICHARAJ RETAIL'S (P) LTD	500000	10	0	0.000000	0	0.000000	10.000000
5	GOLDERS NIRMAN (P) LTD	500000	10	0	0.000000	0	0.000000	10.000000
6	JAGSAKTI TRADILING (P) LTD	500000	10					10.000000
7	SASMAL MARCOM (P) LTD	500000	10					10.000000
8	NITYADHARA CONCLAVE (P) LTD	500000	10					10.000000
9	LITLESKY SUPPLIERS (P) LTD	250000	5	0	0.000000	0	0.000000	5.000000
10	ANTIQUE PROCON (P) LTD	250000	5	0	0.000000	0	0.000000	5.000000
11	LITLESKY DEALTRADE (P) LTD	250000	5	0	0.000000	0	0.000000	5.000000
12	GOODFAITH INFRA VENTURES (P) LTD	240000	4.8					4.800000
<b>Total</b>		<b>4990000</b>	<b>99.8</b>	<b>0</b>	<b>0.000000</b>	<b>0</b>	<b>0.000000</b>	<b>99.800000</b>



**(D)(c)(ii) BLUE PEARL LIFESTYLE PRIVATE LIMITED**  
**PAC) belonging to the category "Public" and holding more than 5% of the total number of shares of the company**

Sr. No.	Name(s) of the shareholder(s) and the Persons Acting in Concert (PAC) with them	Number of shares	Shares as a percentage of total number of shares {i.e., Grand Total (A)+(B)+(C) indicated in Statement at para (I)(a) above}	Details of warrants		Details of convertible securities		Total shares (including underlying shares assuming full conversion of warrants and convertible securities) as a % of diluted share capital
				Number of warrants	As a % total number of warrants of the same class	Number of convertible securities held	% w.r.t total number of convertible securities of the same class	
1	PREMKUNJ INFRASTRUCTURE	500000		0	0.000000	0	0.000000	10,000,000
2	KAMALRAJ HOUSING (P)	500000		0	0.000000	0	0.000000	10,000,000
3	FAST SPEED ENTERPRISE	500000		0	0.000000	0	0.000000	10,000,000
4	ICHARAJ RETAILS (P) LT	500000		0	0.000000	0	0.000000	10,000,000
5	GOLDERS NIRMAN (P) LT	500000		0	0.000000	0	0.000000	10,000,000
6	JAGSAKTI TRADILING (P)	500000		0	0.000000	0	0.000000	10,000,000
7	SASMAL MARCOM (P) LT	500000		0	0.000000	0	0.000000	10,000,000
8	NITYADHARA CONCLAV	500000		0	0.000000	0	0.000000	10,000,000
9	LITLESKY SUPPLIERS (P)	250000		0	0.000000	0	0.000000	5,000,000
10	ANTIQUE PROCON (P) LT	250000		0	0.000000	0	0.000000	5,000,000
11	LITLESKY DEALTRADE	250000		0	0.000000	0	0.000000	5,000,000
	<b>Total</b>	<b>4750000</b>	<b>95.000000</b>					<b>95,000,000</b>



**BLUE PEARL LIFESTYLE PRIVATE LIMITED**

**(D)(d) Statement showing details of locked-in shares**



Sr. No.	Name of the shareholder	Number of locked-in shares	Locked-in shares as a (%) percentage of total number of shares i.e., Grand Total (A)+(B)+(C) indicated in Statement at para (D)(a) above}	Promoter / Promoter Group / Public
1	NIL	Nil	Nil	Public
<b>Total</b>		<b>0</b>	<b>0</b>	



**BLUE PEARL LIFESTYLE PRIVATE LIMITED**

**(II)(a) Statement showing details of Depository Receipts (DRs)**

Sr. No.	Type of outstanding DR (ADRs, GDRs, SDRs, etc.)	Number of outstanding DRs	Number of shares underlying outstanding DRs	Shares underlying outstanding DRs as a percentage of total number of shares {i.e., Grand Total (A)+(B)+(C) indicated in Statement at para (I)(a) above}
1	Nil	Nil	Nil	Nil
<b>Total</b>		<b>0</b>	<b>0</b>	<b>0</b>





**BLUE PEARL LIFESTYLE PRIVATE LIMITED**

(III)(b) Statement showing Holding of Depository Receipts (DRs), where underlying shares held by 'promoter/promoter group' are in excess of 1% of the total number of shares

Sr. No.	Name of the DR Holder	Type of outstanding DR (ADRs, GDRs, SDRs, etc.)	Number of shares underlying outstanding DRs	Shares underlying outstanding DRs as a percentage of total number of shares i.e., Grand Total (A)+(B)+(C) indicated in Statement at para (I)(a) above}
1	NIL		Nil	Nil
<b>Total</b>			<b>0</b>	<b>0</b>

