


Introductory sub-table (I)(a)

Name of the Company: BLUE PEARL TEXSPIN LIMITED (TRANSFEEEE COMPANY) POST REDUCTION AND AMALGAMATION
 Scrip Code, Name of the scrip, 514440
 Class of security:
 Quarter ended:

Partly paid-up shares:-	No. of partly paid-up shares	As a % of total no. of partly paid-up shares	As a % of total no. of shares of the company
group	0	NIL	0
Held by public	0	NIL	0
Total - D	NIL	NIL	NIL

Outstanding convertible securities:-	No. of outstanding securities	As a % of total no. of outstanding convertible securities	As a % of total no. of shares of the company, assuming full conversion of the convertible securities
group	0	NIL	NIL
Held by public	0	NIL	NIL
Total - E	NIL	NIL	NIL

Warrants:-	No. of warrants	As a % of total no. of warrants	As a % of total no. of shares of the company, assuming full conversion of warrants
Held by promoter/promoter group	0	NIL	NIL
Held by public	0	NIL	NIL
Total - F	NIL	NIL	NIL
Total paid-up capital of the company, assuming full conversion of warrants and convertible securities	5204800		



[Handwritten signature]



Statement Showing Shareholding Pattern

Category code	Category of Shareholder	Number of Shareholders	Total number of shares	Number of shares held in dematerialized form	Total shareholding as a percentage of total number of shares		Number of Shares Pledged or otherwise encumbered	As a percentage	
					As a percentage of (A+B) ¹	As a percentage of (A+B+C)			
(A)	Shareholding of Promoter and Promoter Group ²								
1	Indian								
(a)	Individuals/Hindu Undivided Family	6	13703	0	0.26	0.26	0		
(b)	Central Government/ State Government(s)	0	0	0	0.00	0.00	0		
(c)	Bodies Corporate	0	0	0	0.00	0.00	0		
(d)	Financial Institutions/ Banks	0	0	0	0.00	0.00	0		
(e)	Any Others(Specify)	0	0	0	0.00	0.00	0		
(e-i)	Other Individuals	0	0	0	0.00	0.00	0		
(e-ii)	Mutual Fund	0	0	0	0.00	0.00	0		
(e-iii)	Body Corp in Concert	0	0	0	0.00	0.00	0		
(e-iv)	Non Government Institutions	0	0	0	0.00	0.00	0		
	Sub Total(A)(1)	6	13703	0	0.26	0.26	0		0.00
2	Foreign								
a	Individuals (Non-Residents Individuals/ Foreign Individuals)	0	0	0	0.00	0.00	0		
b	Bodies Corporate	1	40026	0	0.77	0.77	0		
c	Institutions	0	0	0	0.00	0.00	0		
d	Any Others(Specify)	0	0	0	0.00	0.00	0		
	Sub Total(A)(2)	1	40026	0	0.77	0.77	0		0
	Total Shareholding of Promoter and Promoter Group (A)=(A)(1)+(A)(2)	7	53729	0	1.03	1.03	0		0.00
(B)	Public shareholding								
1	Institutions								
(a)	Mutual Funds/ UTI	2	540	0	0.01	0.01	0		
(b)	Financial Institutions/ Banks	1	48	0	0.00	0.00	0		
(c)	Central Government/ State Government(s)	0	0	0	0.00	0.00	0		
(d)	Venture Capital Funds	0	0	0	0.00	0.00	0		
(e)	Insurance Companies	0	0	0	0.00	0.00	0		
(f)	Foreign Institutional Investors	0	0	0	0.00	0.00	0		
(g)	Foreign Venture Capital Investors	0	0	0	0.00	0.00	0		
(h)	Any Other (specify)	0	0	0	0.00	0.00	0		
	Sub-Total (B)(1)	3	588		0.01	0.01	0		0



Am... S...

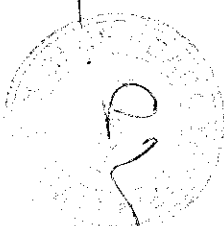

Am... S...

B 2	Non-institutions																			
(a)	Bodies Corporate	52	4993864	4990328	0	95.95	95.95	0	0	0	0	0	0	0	0	0	0	0	0	0
(a-i)	Corporate Client Bere	0	0	0	0	0.00	0.00	0	0	0	0	0	0	0	0	0	0	0	0	0
(a-ii)	Corporate client Margin	0	0	0	0	0.00	0.00	0	0	0	0	0	0	0	0	0	0	0	0	0
(a-iii)	Corporate Body (Offer)	0	0	0	0	0.00	0.00	0	0	0	0	0	0	0	0	0	0	0	0	0
(b)	Individuals																			
I	Individuals -i. Individual shareholders holding nominal share capital up to Rs 1 lakh	8278	133439	31048	0	2.56	2.56	0	0	0	0	0	0	0	0	0	0	0	0	0
II	ii. Individual shareholders holding nominal share capital in excess of Rs. 1 lakh	1	13580	0	0	0.26	0.26	0	0	0	0	0	0	0	0	0	0	0	0	0
(c)	Any Other (specify)	0	0	0	0	0.00	0.00	0	0	0	0	0	0	0	0	0	0	0	0	0
(c-i)	NRI Individuals (Non Rep)	280	9588	0	0	0.18	0.18	0	0	0	0	0	0	0	0	0	0	0	0	0
(c-ii)	OCB	0	0	0	0	0.00	0.00	0	0	0	0	0	0	0	0	0	0	0	0	0
(c-iii)	Foreign Bodies	0	0	0	0	0.00	0.00	0	0	0	0	0	0	0	0	0	0	0	0	0
(c-iv)	NRI (Repatriation)	1	12	12	0	0.00	0.00	0	0	0	0	0	0	0	0	0	0	0	0	0
	Sub-Total (B)(2)	8612	5150483	5021388	0	98.96	98.96	0	0	0	0	0	0	0	0	0	0	0	0	0
(B)	Total Public Shareholding (B)= (B)(1)+(B)(2)	8615	5151071	5021388	0	98.97	98.97	0	0	0	0	0	0	0	0	0	0	0	0	0
	TOTAL (A)+(B)	8622	5204800	5021388	0	100.00	100.00	0	0	0	0	0	0	0	0	0	0	0	0	0
(C)	Shares held by Custodians and against which Depository Receipts have been issued																			
(1)	Promoter and Promoter Group	0	0	0	0	0.00	0.00	0	0	0	0	0	0	0	0	0	0	0	0	0
(2)	Public	0	0	0	0	0.00	0.00	0	0	0	0	0	0	0	0	0	0	0	0	0
	GRAND TOTAL (A)+(B)+(C)	8622	5204800	5021388	0	100	100	0	0	0	0	0	0	0	0	0	0	0	0	0



[Handwritten signature]

Sr. No.	Name of the shareholder	Details of Shares held			Encumbered shares (*)			Details of warrants		Details of convertible securities		Total shares (including underlying shares assuming full conversion of warrants and convertible securities) as a % of diluted share capital
		Number of shares held	As a % of grand total (A) +(B) +(C)	No.	As a percentage (V)=(N)/(III)*100	As a % of grand total (A)+(B)+(C) of sub-clause (I)(a)	Number of warrants held	As a % total number of warrants of the same class	Number of convertible securities held	As a % total number of convertible securities of the same class		
(i)	(ii)	(iii)	(iv)	(v)	(vi)	(vii)	(viii)	(ix)	(x)	(xi)	(xii)	
1	ARUNA N SHAH	2400	0.046111	0	0.00	0.000000	0	0.000000	0	0.000000	0.046111	
2	ARUNA NAVINCHANDRA	400	0.007685	0	0.00	0.000000	0	0.000000	0	0.000000	0.007685	
3	E-WIA FOAM KOREA CO.	40026	0.769021	0	0.00	0.000000	0	0.000000	0	0.000000	0.769021	
4	NAVIN C SHAH	1206	0.023171	0	0.00	0.000000	0	0.000000	0	0.000000	0.023171	
5	NAVINCHANDRA C SHAH	5434	0.104404	0	0.00	0.000000	0	0.000000	0	0.000000	0.104404	
6	NIJAL N SHAH	3601	0.069186	0	0.00	0.000000	0	0.000000	0	0.000000	0.069186	
7	NIJAL NAVINCHANDRA SI	662	0.012719	0	0.00	0.000000	0	0.000000	0	0.000000	0.012719	
Total		53729	1.032297	0	0.00	0.000000	0	0.000000	0	0.000000	1.032297	



[Handwritten signature]

[Handwritten signature]

(D)(c)(i) **BLUE PEARL TEXSPIN LIMITED**
category "Public" and holding more than 1% of the total number of shares

Sr. No.	Name of the shareholder	Number of shares held	Shares as a percentage of total number of shares (i.e., Grand Total (A)+(B)+(C) indicated in Statement at para (I)(a) above)	Details of warrants		Details of convertible		Total shares (including underlying shares assuming full conversion of warrants and convertible securities) as a % of diluted share capital
				Number of warrants held	As a % total number of warrants of the same class	Number of convertible securities held	% w.r.t total number of convertible securities of the same class	
1	PREMKUNJ INFRASTURE (P) LTD	500000	9.606517	0	0.000000	0	0.000000	9.606517
2	KAMALRAJ HOUSING (P) LTD	500000	9.606517	0	0.000000	0	0.000000	9.606517
3	FAST SPEED ENTERPRISE (P) LT	500000	9.606517	0	0.000000	0	0.000000	9.606517
4	ICHARAJ RATIALS (P) LTD	500000	9.606517	0	0.000000	0	0.000000	9.606517
5	GOLDERS NIRMAN (P) LTD	500000	9.606517	0	0.000000	0	0.000000	9.606517
6	JAGSAKTI TRADLING (P) LTD	500000	9.606517	0	0.000000	0	0.000000	9.606517
7	SASMAL MARCOM (P) LTD	500000	9.606517	0	0.000000	0	0.000000	9.606517
8	NIYADHARA CONCLAVE (P) LT	500000	9.606517	0	0.000000	0	0.000000	9.606517
9	LITLESKY SUPPLIERS (P) LTD	250000	4.803259	0	0.000000	0	0.000000	4.803259
10	ANTIQUE PROCON (P) LTD	250000	4.803259	0	0.000000	0	0.000000	4.803259
11	LITLESKY DEALTRADE (P) LTD	250000	4.803259	0	0.000000	0	0.000000	4.803259
12	GOODFAITH INFRA VENTURES	240000	4.611128	0	0.000000	0	0.000000	4.611128
Total		4990000	95.873041	0	0.000000	0	0.000000	95.873041



[Handwritten signature]


[Handwritten signature]



(D)(c)(ii) **BLUE PEARL TEXSPIN LIMITED**


PAC) belonging to the category "Public" and holding more than 5% of the total number of shares of the company

Sr. No.	Name(s) of the shareholder(s) and the Persons Acting in Concert (PAC) with them	Number of shares	Shares as a percentage of total number of shares {i.e., Grand Total (A)+(B)+(C) indicated in Statement at para (D)(a) above}	Details of warrants		Details of convertible securities			Total shares (including underlying shares assuming full conversion of warrants and convertible securities) as a % of diluted share capital
				Number of warrants	As a % total number of warrants of the same class	Number of convertible securities held	% w.r.t total number of convertible securities of the same class		
1	PREMKUNI INFRASTRUCTURE	500000	9.606517	0	0.000000	0	0.000000	9.606517	
2	KAMALRAJ HOUSING (P)	500000	9.606517	0	0.000000	0	0.000000	9.606517	
3	FAST SPEED ENTERPRISE	500000	9.606517	0	0.000000	0	0.000000	9.606517	
4	ICHARAJ RATTIALS (P) LT	500000	9.606517	0	0.000000	0	0.000000	9.606517	
5	GOLDERS NIRMAN (P) LT	500000	9.606517	0	0.000000	0	0.000000	9.606517	
6	JAGSAKTI TRADING (P)	500000	9.606517	0	0.000000	0	0.000000	9.606517	
7	SASMAL MARCOM (P) LT	500000	9.606517	0	0.000000	0	0.000000	9.606517	
8	NITYADHARA CONCLAV	500000	9.606517	0	0.000000	0	0.000000	9.606517	
Total		4000000	76.852136	0	0.000000	0	0.000000	76.852136	



BLUE PEARL TEXSPIN LIMITED
(D)(d) Statement showing details of locked-in shares

Sr. No.	Name of the shareholder	Number of locked-in shares	Locked-in shares as a (%) of total number of shares {i.e., Grand Total (A)+(B)+(C) indicated in Statement at para (D)(a) above}	Promoter / Promoter Group / Public
1	NIL	Nil	Nil	Public
Total		0	0	



BLUE PEARL TEXSPIN LIMITED


(II)(a) Statement showing details of Depository Receipts (DRs)

Sr. No.	Type of outstanding DR (ADRs, GDRs, SDRs, etc.)	Number of outstanding DRs	Number of shares underlying outstanding DRs	Shares underlying outstanding DRs as a percentage of total number of shares {i.e., Grand Total (A)+(B)+(C) indicated in Statement at para (I)(a) above}
1	NIL	NIL	NIL	NIL
Total		0	0	0

Sanjay D. Desai




Sanjay D. Desai



BLUE PEARL TEXSPIN LIMITED

(11)(b) Statement showing Holding of Depository Receipts (DRs), where underlying shares held by 'promoter/promoter group' are in excess of 1% of the total number of shares

Sr. No.	Name of the DR Holder	Type of outstanding DR (ADRs, GDRs, SDRs, etc.)	Number of shares underlying outstanding DRs	Shares underlying outstanding DRs as a percentage of total number of shares {i.e., Grand Total (A)+(B)+(C) indicated in Statement at para (1)(a) above}
1	NIL		NIL	NIL
Total			0	0



[Handwritten signature]